




CHECKLIST

1. File format: PDF only (no other file types accepted)
2. Scale: Artwork must be supplied at 100% (do not scale down)
3. Document size: Trimbox/Document Size must match your final sheet size
4. Fonts: All fonts must be converted to outlines
5. Trim marks: Please omit trim marks for rectangle or square sheets (preferred)
6. Colour: Use CMYK only (do not use RGB)
7. Pantone colours: For closest Pantone matches, use Pantone C spot colours
– our profile will convert for best match
8. Kiss-cut lines: Use a stroke set as a Spot Colour named KissCut
9. Artwork Bleed: Allow 3mm bleed around all KissCut strokes
10. Shapes per sheet: Maximum of 5 kiss-cut stickers/shapes per sheet
11. We only allow simple kiss-cut shapes with a maximum of 5 anchor points or corners.
12. Artwork per job: Only 1 artwork kind per job (do not combine different sheet designs in a single file)
13. Please note: Your artwork will fail in prepress if the Trimbox size does not match the sheet size
or if KissCut strokes are not detected.
14. File name: Include the final sheet size in mm and the quantity as a number at the end of the file name
e.g. 110mm-x-210mm-KissCutStickerSheet_Multiple-qty-100.pdf

trim box (sheet size) (110x210mm)




Continued on next page >




We require all files are submitted print ready. For us, this means your file will:

1. Have the trim box set as the finished sheet size
2. Ensure all kiss cut stickers sit at least 5mm inside the trim box
Example: A 110x220mm trim box allows a maximum sticker size of 100x200mm.
(all stickers must sit at least 5mm inside the edge of the sheet)

trim box (sheet size) (110x210mm)







PRESET DETAILS

KissCutStickerSheet 



Width: 110 mm Millimeters



Height: 210 mm



Orientation:  



Artboards:  1 


Bleed

Top:  0 mm 

Bottom:  0 mm 

Left:  0 mm 

Right:  0 mm 



Advanced Options

Color Mode: CMYK Color

Raster Effects: High (300 ppi)

Continued on next page >



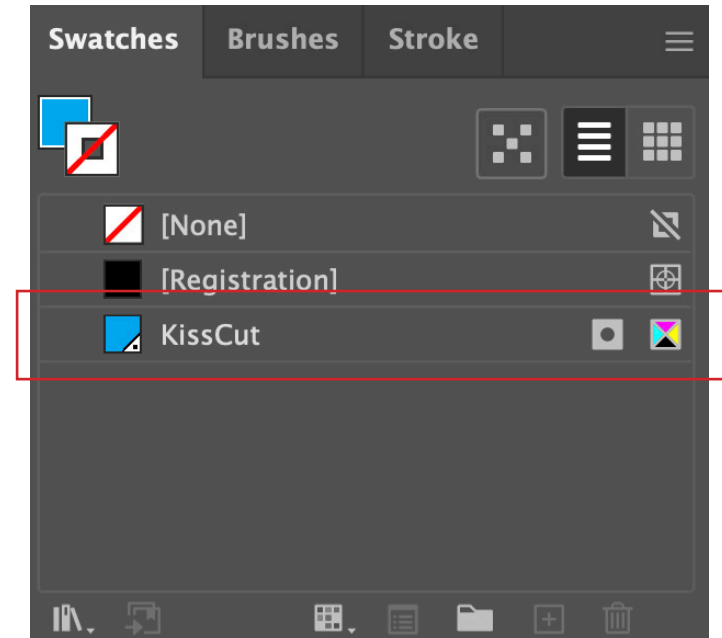
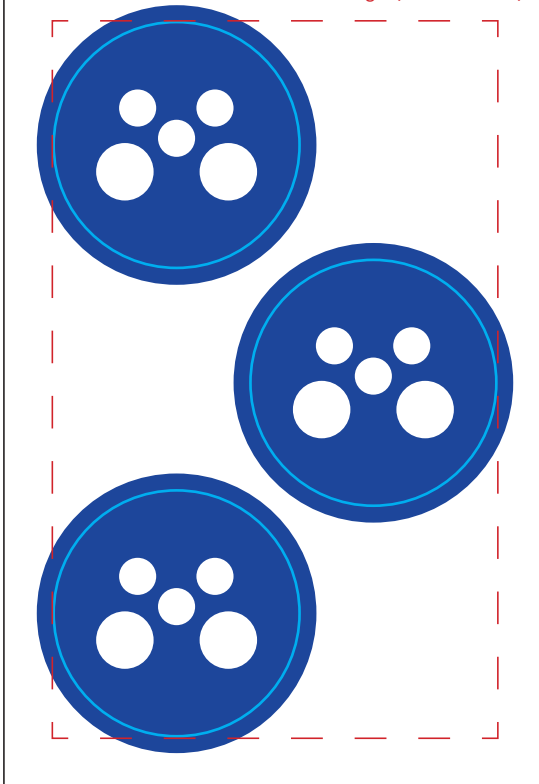
KISS CUT STICKER SHEET

We require all files are submitted print ready. For us, this means your file will:

1. Use a stroke set as a Spot Colour named "KissCut" to define your kiss-cut lines.
2. Ensure all kiss cut stickers sit at least 5mm inside edge of sheet
3. Artwork Bleed: Allow 3mm bleed around all KissCut strokes
4. Shapes per sheet: **Maximum of 5** kiss-cut stickers/simple shapes per sheet

trim box (sheet size) (110x210mm)

internal safe zone -5mm on each edge (100x200mm)



EXAMPLE FILES

See how to correctly set up your artwork:

[Single Sticker on a Sheet - Example](#)

[Multiple Stickers on a Sheet - Example](#)